

Heat Tracing Junction Box with Thermostat

(R130/JBST/4/120/A/30A)

Junction Box complete with Thermostat for temperature control of pipes and vessels.

R Series Solution

- Available for use safe and hazardous areas.
- Enclosures suitable for Gas Group IIA, IIB and IIC.
- Ingress Protection IP66
- Full range of accessories and termination kits available

INTRODUCTION

As part of our commitment to innovation in the industry, Heat Trace Limited is offering an Exd solution.

The thermostat can measure the surface temperature of systems such pipes or vessels by securing the sensor to the surface with adhesive aluminium tape.

It is suitable for connection of one power cable and one heating cable, allowing the thermostat to directly control the heating circuit.

The junction box may be used to provide process temperature control in safe areas, or Zone 1 or 2 hazardous areas by switching the heating circuits at the desired temperature.

The enclosure is made of high grade, cast aluminium and painted with RAL 7035 paint.





The Heat Tracing Authority™

SPECIFICATION

ENCLOSURE:

Material: Standard Copper Free Aluminium
Paint Shade: RAL 7035, light grey
Protection: Ex (db) - IP66
Rated Voltage: 1.1kV AC/DC
Area Suitability: Zone 1 / Zone 2, IIA / IIB / IIC
Cable Entries: 2 Off (1 Off for Power Cable, 1 Off for Heat Tracing Cable)

EQUIPMENT MARKING:

IECEx: Gas: Ex db IIC T6/T5 Gb
Dust: Ex tb IIIC T85°C/T100°C Db
(-)60°C <Ta< (+)60°C
ATEX/UKCA: Gas:  II 2 G D Ex db IIC T6/T5 Gb
Dust:  II 2 G D Ex tb IIIC T85°C/T100°C Db
(-)60°C <Ta< (+)60°C

APPROVAL DETAILS:

IECEx : IECEx CML 23.0177X
ATEX: CML 23ATEX1502X
UKCA: CML 23UKEX1503X

THERMOSTAT SPECIFICATION:

Temp. range (°C)	Setting accuracy (°C)	Switch rating (Amp/Volt)	Sensor diameter (mm)	Sensor length (mm)
0-120	±3	30/250	5	106
Capillary tube material:			Stainless Steel	
Capillary tube protection:			Stainless Steel Conduit	
Sensor type:			Liquid filled	
Sensor material:			Stainless Steel	
Capillary tube length			1.5 Mtr.	

Switch type: SPST
Switch life: 100,000 operations
Temperature setting adjustment: Internal Tamperproof Switch
Earthing: Internal and external earthing
Number of Terminals: 6 off (2 live, 2 neutral, 2 earth)
Size of Terminals: 4mm²
(suitable for 2.5 - 4mm² conductors)

SAFE USE:

- Only certified cable glands & accessories of required Ex protection shall be used.
- Each entry shall have no more than one thread adapter. A stopping plug shall not be used with a thread adapter.
- If holes or unused cable entry are left open, explosion protection can no longer be guaranteed.
- Close open holes using stopping plug approved for required type of protection.

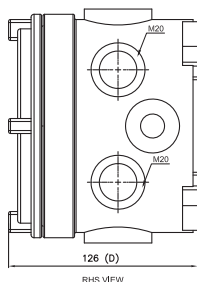
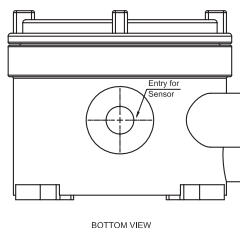
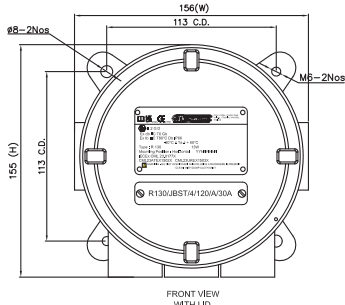
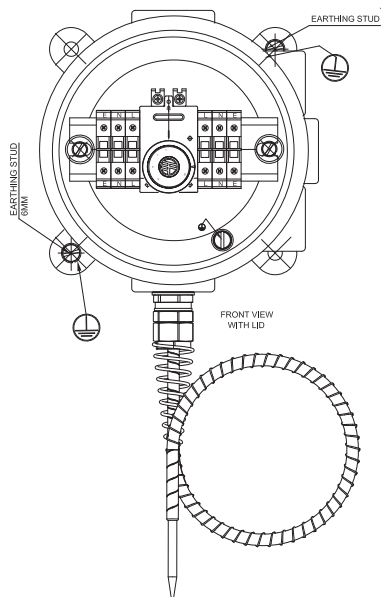
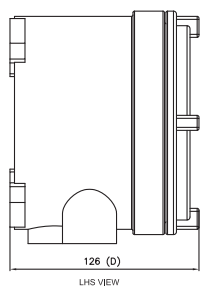
STANDARD KIT CONTENT:

- Junction Box with specified entries fitted with Mechanical thermostat, thermostat switch bracket.
- Terminal & Accessories (Terminal, End Plate, Stopper, Terminal Marker whichever applicable).
- 2 Off stainless steel Earthing Stud.
- O Ring, Grub Screw, Allen key for Grub Screw.
- Stainless steel Certification Plate
- Stainless steel Tag Plate.
- 2 Off M8x12 Stainless Steel Nut, Bolt and Washer Set for Mounting.
- Cable Entry Marking Sticker.
- External earthing stud is fitted with PVC Sleeved copper lug.
- Earthing Sticker.
- Instruction Manual.
- Wiring diagram.

ACCESSORIES:

Heat Trace supply a complete range of accessories including termination/splice kits, end seals, junction boxes and controls.

Heat Tracing Junction Box with Thermostat



BILL OF MATERIAL			
NO.	DESCRIPTION	MAKE	QTY
1	Al alloy enclosure R130 base with lid	Heat Trace	01
2	SS Tag plate	-	01
3	SS Certification plate	-	01
4	Din Rail	-	01

Terminal/Accessories/Hardware

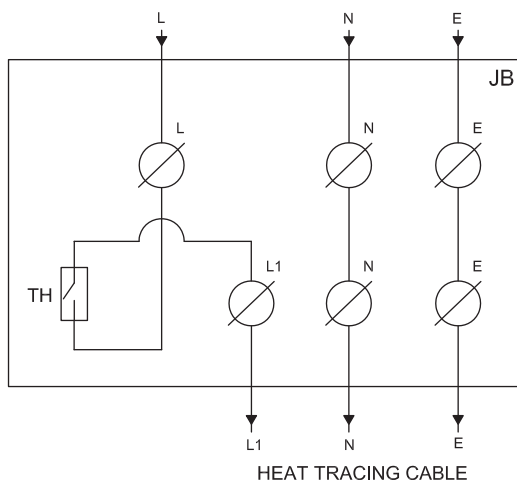
NO.	DESCRIPTION	MAKE	QTY
1	Terminals 4Sqmm (Grey), Cage clamp type	Phoenix Contact	04
2	Terminals 4Sqmm (Green-yellow), Cage clamp type	Phoenix Contact	02
3	End cover	Phoenix Contact	02
4	Thermostat switch, 30A, (0°C - 120°C)	Heat Trace	01
5	O ring-Silicon 128.5Ø ID X 3.5Ø thick	-	01
6	Allen head screw M3x10	-	01
7	Screw M3x4	-	02
8	Rivet Ø2.5x4	-	04
9	M6x12 SS int/ext earth screw with washer	-	03
10	M6x10 SS Din rail mounting screw with washer	-	02
11	M8x25 SS Enclosure Mounting screw with washer	-	02
12	Allen key 1.5mm.	-	01
13	Ring thimble 2.5Sqmm	-	03

POWDER COATING : RAL 7035

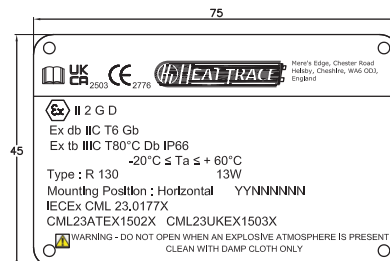
Cable Entries

NO.	DESCRIPTION	QTY
1	M20	02
2	Entry for Sensor	01

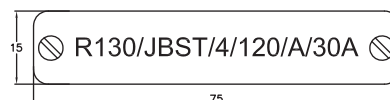
POWER CABLE



CERTIFICATION PLATE



TAG PLATE



Heat Trace Ltd, Mere's Edge, Chester Road, Helsby, Frodsham, Cheshire, WA6 0DJ, England.
Tel: +44 (0)1928 726451
www.heat-trace.com Email: info@heat-trace.com

The information given herein, including drawings, illustrations and schematics are intended for illustration purposes only. Heat Trace Ltd makes no warranties as to its accuracy or completeness and disclaims any liability in connection with its use. Users of Heat Trace Ltd products should make their own evaluation to determine the suitability of each such product for specific applications. In no way will Heat Trace Ltd be liable for any damages arising out of the misuse, resale or use of the product.