

BES & BPS

Silicone End and Power Seals

- Up to +250°C Ambient Temperature Range.
- Specifically designed for use with Heat Trace's constant power or self-regulating trace heating cables.
- Suitable for use in safe and hazardous areas.
- Can be used with Standard Termination Systems.

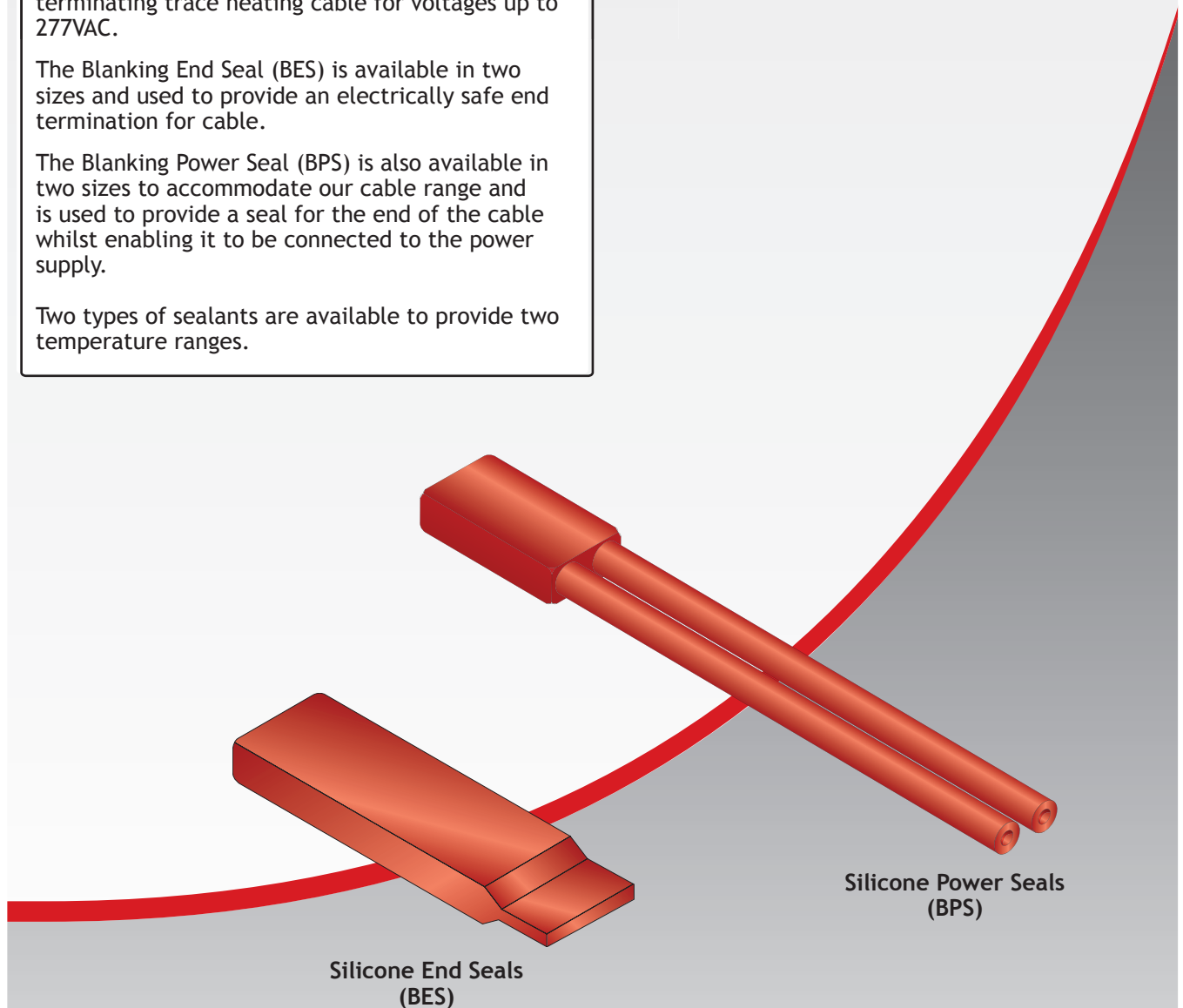
DESCRIPTION

A range of Hazardous area devices used for field terminating trace heating cable for voltages up to 277VAC.

The Blanking End Seal (BES) is available in two sizes and used to provide an electrically safe end termination for cable.

The Blanking Power Seal (BPS) is also available in two sizes to accommodate our cable range and is used to provide a seal for the end of the cable whilst enabling it to be connected to the power supply.

Two types of sealants are available to provide two temperature ranges.



The Heat Tracing Authority™

SPECIFICATION

TEMPERATURE RANGE -40°C to 250°C

MATERIAL: Silicone Rubber

INGRESS PROTECTION: IP67


SUITABLE FOR USE WITH:

BPS4	FSM-Cx; FSR-Cx; FSE-Cx; FSU-Nx; FLVw-Cx; FSS-Cx; MTFJ-Cx; PHT-Nx; AHT;
BPS5	FSEw-Cx; FSUw-NX
BES4	FSM-Cx; FSR-Cx; FSE-Cx; FSEw-C; FLVw-Cx; FSS-Cx; FSU-Nx; FSUw-N; MTFJ-Cx; PHT-Nx; AHT;
BES5	FSEw-Cx; FSUw-NF;

APPROVAL DETAILS:

ATEX	- CML 19ATEX3390U
IECEX	- CML 19.0133U
UKEX	- CML 21UKEX31146U

ATEX & UKEX MARKINGS:

 II 2 GD
 Ex 60079-30-1 IIC Gb
 Ex 60079-30-1 IIIC Db

COMPONENTS:

BPS	An earth sleeve and ring crimp are provided for braided cable
BES	A ferrule crimp is provided for braided cable

ORDERING INFORMATION:

Example: **BES 4**

End Seal _____
Size of Seal* _____

Example: **BPS 4**

Power Seal _____
Size of Seal* _____

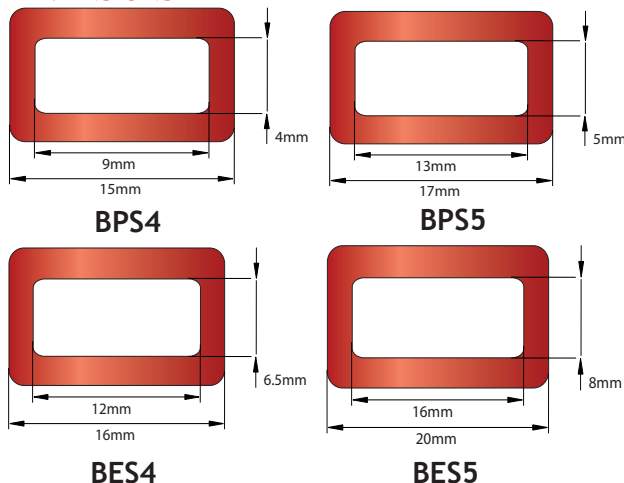
*BES and BPS are sold as individual kits, packs of five kits, or included as part of our standard termination kits including:

UTK144; UTK344; UTK545; UTK554; UTK555

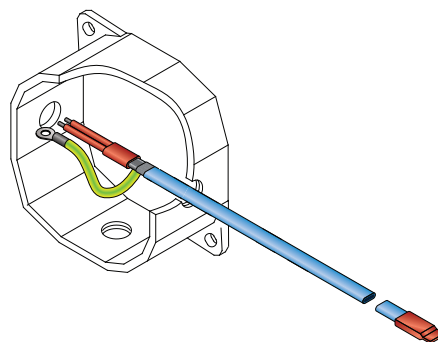
**For more information and the full list of kits please see our website and the Termination matrix.*

Please refer to our termination matrix for correct use of these kits.

DIMENSIONS:



INSTALLATION EXAMPLE:



Heat Trace Ltd, Mere's Edge, Chester Road, Helsby, Frodsham, Cheshire, WA6 0DJ, England.
 Tel: +44 (0)1928 726451
 www.heat-trace.com Email: info@heat-trace.com

The information given herein, including drawings, illustrations and schematics are intended for illustration purposes only. Heat Trace Ltd makes no warranties as to its accuracy or completeness and disclaims any liability in connection with its use. Users of Heat Trace Ltd products should make their own evaluation to determine the suitability of each such product for specific applications. In no way will Heat Trace Ltd be liable for any damages arising out of the misuse, resale or use of the product.