

Three Way Heat Tracing Power Junction Box (R130/3W/10)

Junction Box for use with a Power Cable
and three Heating Cables.

R Series Solution

- Available for use in safe and hazardous areas.
- Enclosures suitable for Gas Group IIA, IIB and IIC.
- Ingress Protection IP66.
- Full range of accessories and termination kits available.

INTRODUCTION

As part of our commitment to innovation in the industry, Heat Trace Ltd is offering an Exd solution.

This junction box is designed to accept one power cable and connect to three heater cables.

The junction box may be used in safe areas, or Zone 1 or 2 hazardous areas.

The enclosure is made of high grade, cast aluminium and painted with RAL 7035 paint.



The Heat Tracing Authority™

SPECIFICATION

ENCLOSURE:

Material: Standard Copper Free Aluminium
Paint shade: RAL 7035, light grey
Protection: EX (db) - IP66
Rated voltage: 1.1kV AC / DC
Area suitability: Zone 1 / Zone 2, IIA / IIB / IIC
Cable entries: 4 off (1 for power cable,
3 for heat tracing cable)
Earthing: Internal and external earthing
Number of
Terminals: 6 off (2 Live, 2 Neutral & 2 Earth)
Terminal Size: 10mm²
(suitable for 2.5 - 10mm² conductors)

APPROVAL DETAILS:



ATEX - CML 23ATEX1502X
IECEX - IECEX CML 23.0177X
UKCA - CML 23UKEX1503X

EQUIPMENT MARKING:

IECEX:

Gas: Ex db IIC T6/T5 Gb
Dust: Ex tb IIIC T85°C/T100°C Db
-60°C or -20°C <Ta< +45°C / +60°C / +75°C

ATEX/UKCA:

Gas:  II 2 G D Ex db IIC T6/T5 Gb
Dust:  II 2 G D Ex tb IIIC T85°C/T100°C Db
-60°C or -20°C <Ta< 45°C / +60°C / +75°C

STANDARD KIT CONTENT:

- Junction box with specified entries fitted with Din rail, terminal & accessories (terminal, end plate, stopper, shorting link, terminal marker whichever is applicable).
- 2 off stainless steel earthing studs.
- O ring, grub screw, allen key for grub screw.
- Stainless steel certification plate.
- Stainless steel tag plate.
- 2 off M8x12 Stainless nut, bolt and washer sets for mounting.
- Cable entry marking sticker.
- External earthing stud is fitted with PVC sleeved copper lug.
- Earthing sticker.
- Instruction manual.
- Wiring diagram.

SAFE USE:

Only certified cable glands & accessories of required Ex protection shall be used.

Each entry shall have no more than one thread adaptor. A stopping plug shall not be used with a thread adaptor.

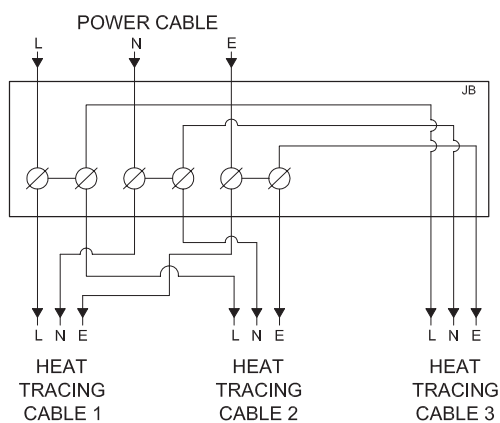
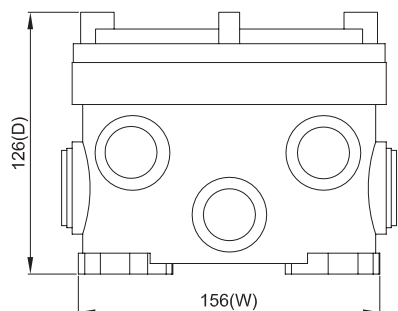
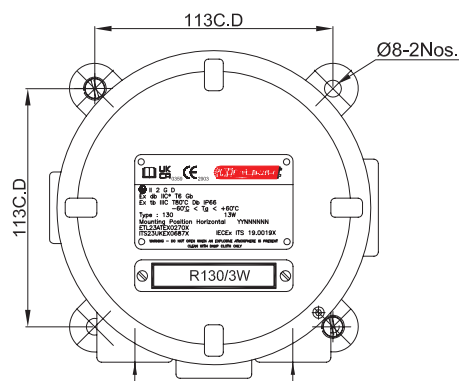
If holes or unused cable entry are left open, explosion protection can no longer be guaranteed.

Close open holes using stopping plugs approved for required type of protection.

ACCESSORIES:

Heat Trace Ltd supply a complete range of accessories including termination/splice kits, end seals, junction boxes and controls.

PART NO.: R130/3W



Description	Part number	Power cable size (mm ²)	Tightening torque (Nm)	Entry size for Power cable M1	Entry size for Heat tracing cable M2
Three way heat tracing power Junction box	R130/3W/10/A	3C x 10	1.2	M25	M20



The information given herein, including drawings, illustrations and schematics are intended for illustration purposes only. Heat Trace Ltd makes no warranties as to its accuracy or completeness and disclaims any liability in connection with its use. Users of Heat Trace Ltd products should make their own evaluation to determine the suitability of each such product for specific applications. In no way will Heat Trace Ltd be liable for any damages arising out of the misuse, resale or use of the product.